

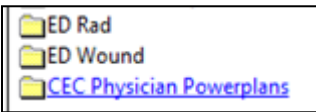
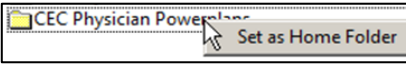




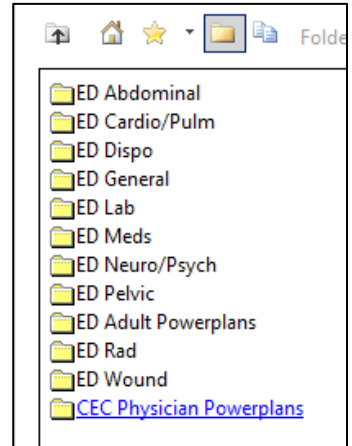
### Access to CEC Physician Powerplans

**Rationale:** CEC Providers that work outside of WCH need access to the standard of care powerplans when treating pediatric patients offsite.



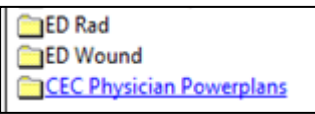
**New:** All ED locations, *except for JAX*, now have access to the “CEC Physician Powerplan” folder.

### Setting up your Home Folder as your Default:

1. Select  and the Order Window appears.
2. Click on the Folder icon: 
3. Right click on the folder you wish to default as your HOME folder. 
4. Select “Set as Home Folder”: 
5. Verify your change by clicking on the HOME icon. 
6. Folder displays all the contents of that selected Home folder:



### Selecting a Folder, Other than the Defaulted Home Folder:

1. Select  and the Order Window appears.
2. Click on the Folder icon: 
3. Right click on the folder you wish to display content. 
4. Folder displays all the contents of that selected Home folder:

